






Marketing Information
SelectionProfessional

Technik für Möbel


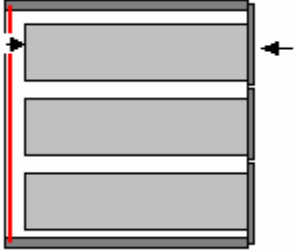

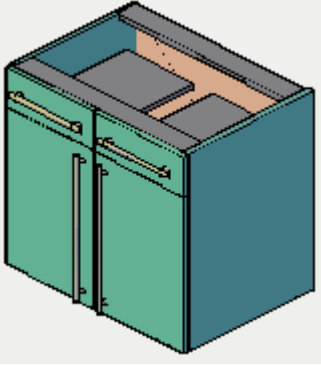


Hettich







Novelties: SelectionProfessional 2.0

Basics	
	<p>New start options</p> <ul style="list-style-type: none"> - Only catalog - Only Designer planning without the catalog - Designer + catalog selection
	<p>New catalog</p> <ul style="list-style-type: none"> - Integrated catalog Browser - Quick and easy to handle - Structure analog OnlineKatalog - Project administration integrated
Installation	Improved functions, no restart necessary, DVD Version, VISTA compatible
AutoCAD	New AutoCAD 2008 Version
Products	
	<p>Product developments:</p> <ul style="list-style-type: none"> - P20, Silent System hinge - push bar locks - Damping TL 110 - TL 112 - Moving Corner, LeMans, RotaCorner - Arena Style - Front drawers - InnoTech for undersink cabinets, Orgaflex - vertical lift up, flap fitting - Wing Line 770/780/77 Standard cabinet - ProDecor 2009, TouchIn - Sensys
Functions Designer	



	<p>Automatically positioning of the handles</p>
	<p>Drawer depths are possible to preset</p>
<p>Functions CAD</p>	
	<p>endless dimensioning, diameter dimensioning</p>
	<p>New and fast 3D view</p>
<p>Printer</p>	<p>Improved print documents of the room planning</p>
	<p>New document manager outputs</p> <ul style="list-style-type: none"> - Cutting list (compl. room) - Cutting list (single cabinet) - Hettich order list (compl. room) - Hettich order list (single cabinet) - cabinet overview room



Function room planing	
Library	New cabinet variants
Kitchen planning	Complete kitchen situation with <ul style="list-style-type: none">- work top- base- cabinet side- blinds- cornice
	Extended Deco - elements
	<ul style="list-style-type: none">- Photo realistic output with lighting effects- wall colors can be changed later on
	Surface & Material <ul style="list-style-type: none">- Individual material selection of the different cabinets and work tops- free wood structure- Different front colors
	Intelligent Kitchen planning <ul style="list-style-type: none">- Integration of the cabinets with intelligent kitchen aspects- Visual presentation of the results