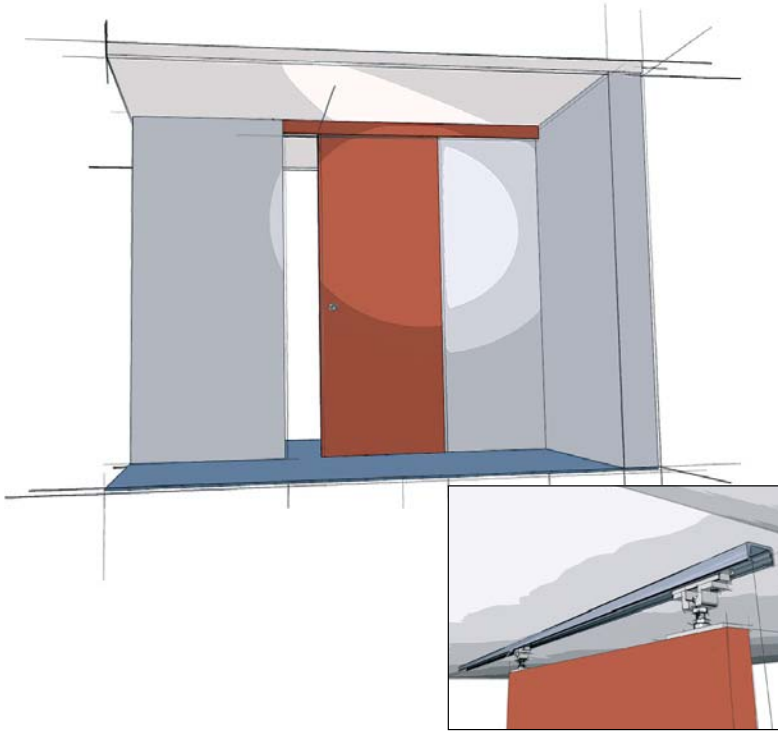


## Grant® Continuous Ball Bearing Hanger Systems for Sliding Doors

# Top Line Grant 5150

up to 150 lbs/door (68 kg/door)

for door thickness 1" (25.4 mm) minimum, top mount, adjustable



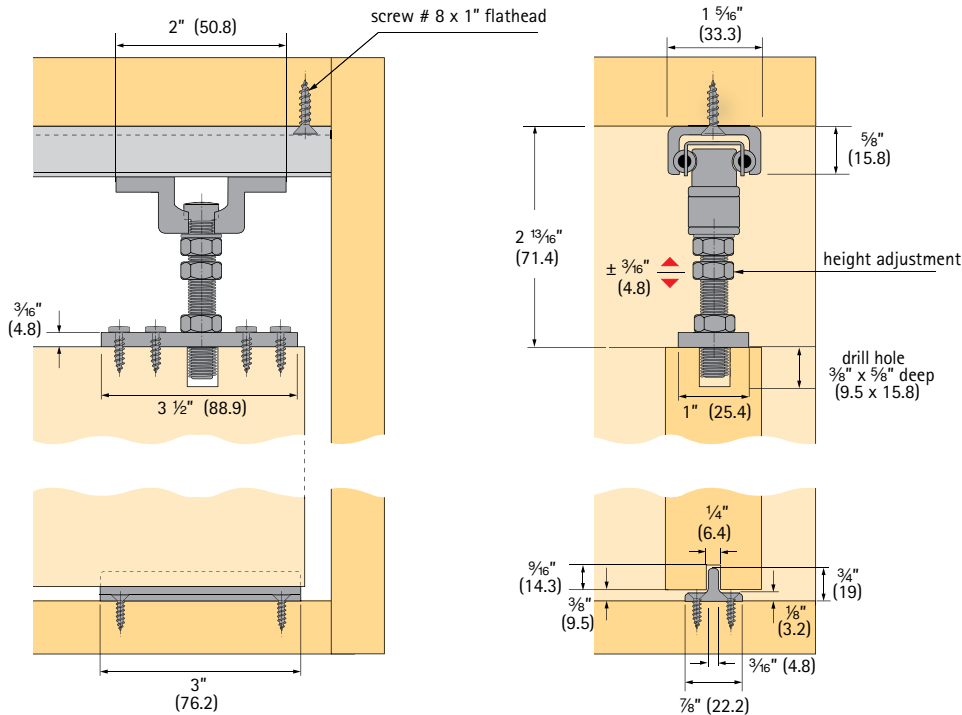
## Top Line Grant 5150

A custom made continuous ball bearing hanger set ideal for medium duty commercial and residential grade applications such as doors, movable walls, partitions and sliding glass doors weighing up to 150 lbs (68 kg).

Each set is individually made to your specifications. Custom components are hand-milled to proper dimensions and completely inspected before leaving the factory.

- Continuous ball bearing action makes doors, walls and partitions easy to operate, so smooth and safe that architects have been specifying for years.
- Exclusive ball retainer; the use of continuous ball bearings results in unsurpassed smoothness and perfection in operation.
- Vertical adjustment
- Non-corrosive sets are available upon request.
- Conforms to ANSI/BHMA standards, Grade 1
- Made in USA

The 5150 Hanger system is designed for one door per system, for by-passing door applications mount two systems in parallel, and for bi-parting applications mount two systems end to end.



Technical specifications are subject to change without notice

**Specifications:**

Mounting:	Top
Adjustment:	3/8" (9.5 mm) vertical
Door thickness:	1" (25.4 mm) min.
Headroom:	2 5/8" (66.7 mm) min., 3" (76.2 mm) max.
Application:	Single door per system, by-passing mount parallel tracks, bi-parting mount end to end

**Important ordering information for series 5150****1. Hardware set includes:**

- track with ball bearings
- door hangers
- floor guide 7015
- screws
- installation instructions

**2. Order information requirements:**

- door thickness
- door width (not track length or opening width)
- door travel (desired net door travel)
- door weight
- internal or external application
- type of application (pocket, bi-parting, by-passing, etc.)
- type of track stop
- End bolts as shown in picture above are standard; heavy duty rubber bumper stop is option and must be requested.

**Material:**

Standard, Interior applications: aluminum

Non-corrosive, Exterior applications:  
aluminum with stainless steel components

Please contact customer service to initiate order request.

Series 5150 hardware sets are **by special order only**. Upon ordering we will generate a drawing for your review and signature. Because each and every hanger system is custom made for your particular opening, upon receipt of purchase order the door set(s) are **non-cancellable and non-returnable**.

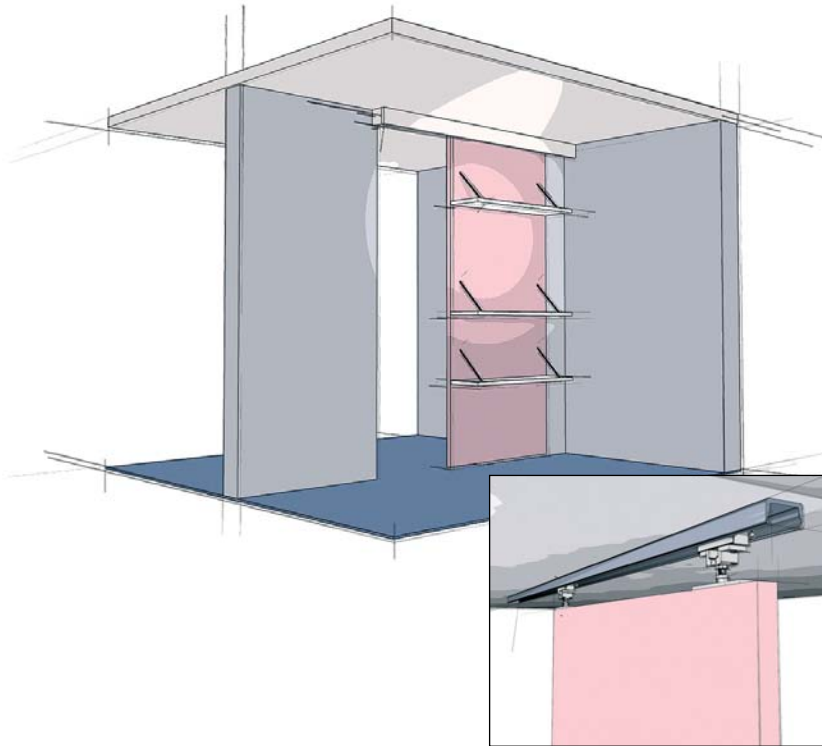
**Note:**

In order for each custom track to operate correctly, it is important that track is not altered in the field.

# Top Line Grant 5300

up to 1000 lbs/door (454 kg/door)

for door thickness 1" (25.4 mm) minimum, top mount, adjustable



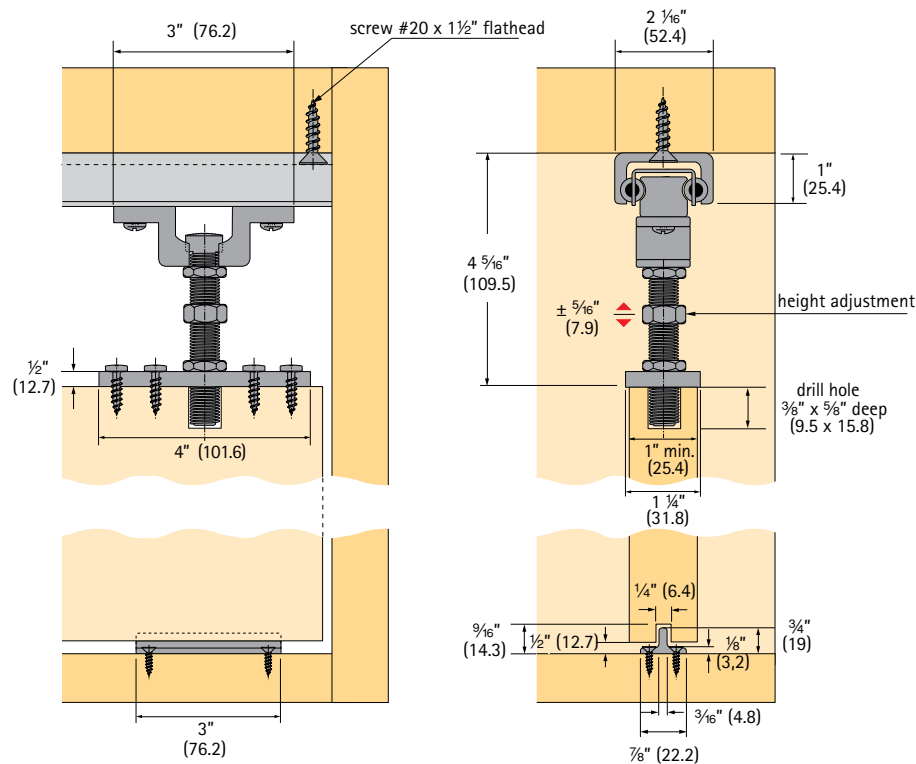
## Top Line Grant 5300

A custom made continuous ball bearing hanger set ideal for heavy and super heavy duty commercial and residential grade applications such as doors, movable walls, partitions and sliding glass doors weighing up to 1000 lbs (454 kg).

Each set is individually made to your specifications. Custom components are hand-milled to proper dimensions and completely inspected before leaving the factory.

- Continuous ball bearing action makes doors, walls and partitions easy to operate, so smooth and safe that architects have been specifying for years.
- Exclusive ball retainer; the use of continuous ball bearings results in unsurpassed smoothness and perfection in operation.
- Vertical adjustment
- Non-corrosive sets available upon request.
- Conforms to ANSI/BHMA standards, Grade 1
- Made in USA

The 5300 Hanger system is designed for one door per system, for by-passing door applications mount two systems in parallel, and for bi-parting applications mount two systems end to end.



Technical specifications are subject to change without notice

**Specifications:**

Mounting:	Top
Adjustment:	5/8" (15.9 mm) vertical
Door thickness:	1" (25.4 mm) min.
Headroom:	4" (101.6 mm) min., 4 5/8" (117.5 mm) max
Application:	Single door per system, by-passing mount parallel tracks, bi-parting mount end to end

**Important ordering information for series 5300****1. Hardware set includes:**

- track with ball bearings
- door hangers
- floor guide 7015
- screws
- installation instructions

**2. Order information requirements:**

- door thickness
- door width (not track length or opening width)
- door travel (desired net door travel)
- door weight
- internal or external application
- type of application (pocket, bi-parting, by-passing etc.)

**Material:**

Standard, Interior applications: aluminum

Non-corrosive, Exterior applications:  
aluminum with stainless steel components

Please contact customer service to initiate order request.

Series 5300 hardware sets are **by special order only**.

Upon ordering we will generate a drawing for your review and signature. Because each and every hanger system is custom made for your particular opening, upon receipt of purchase order the door set(s) are **non-cancellable and non-returnable**.

**Note:**

In order for each custom track to operate correctly, it is important that track is not altered in the field.

